

V



Tuesday

is

Wednesday

for


Thursday

vote




Friday

**Lesson
Plan**
*for the preschool
classroom*



V is for vote

*Lesson Plan for the
preschool classroom*



THEME BUILDING



Introducing the Voting Concept in the
Preschool Classroom to Impact Change

LESSON PLAN GOALS

Goal 1: To create an *environment* where children can learn about the voting process naturally through their daily activities while developing their social/emotional, cognitive, language, and physical skills.

Goal 2: To provide activities that will help children gain an *understanding* of how the “voting process” works.


Goal 3: To provide *opportunities* for parents to aid their child’s discovery about voting through participation in classroom and home activities, and to encourage and educate parents about the importance of voting and taking their children with them to vote.







V is for vote

Lesson Plan for the preschool classroom Kit Contents



Introduction	Breaking The Cycle of Voter Apathy
October Weekly Lesson Plans	
Voting Vocabulary Word Matching Game	Letter Recognition, Word Recognition, Memorization
Voting Picture Memory Matching Game	Memorization, Color Recognition, Engage in storytelling about pictures
The Day My Mom Went to Vote (Create a Book)	Teachers will create a home-made book from the story card pictures that can be read to children
The Day My Mom Went to Vote (Booklet for Mom)	Teachers will create a booklet from the sequence cards for each child to give to their mom for bedtime reading
Dear Mom "Vote Handprint"	Teachers will employ art concepts to assist each child in creating a handprint to urge parents to vote
Songs about Voting	Teachers will use familiar tunes that children can learn rather quickly





Breaking the Cycle of Voter Apathy

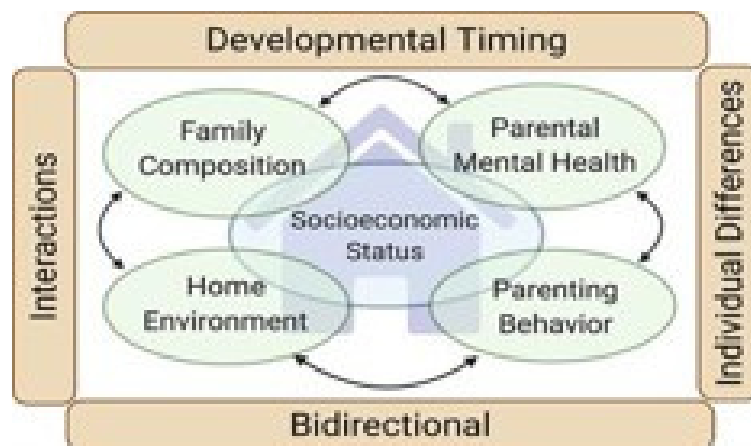


"Whatever we believe about ourselves and our ability comes true for us."

Susan L. Taylor, Essence Editor-In-Chief Emeritus

Breaking the cycle of voter apathy must be intentional.


Children must see us valuing our role and voice in the political process so they can grow up valuing their own role and voice in the political process. Exposing children to the voting process at a level they can understand, increases our chances of ridding our communities of "voter apathy," because children are influenced and they model the actions of significant adults in their lives.




"We have to talk about liberating minds as well as liberating society."

Angela Davis, Activist





October Weekly Lesson Plans



Includes:
Word Matching Game
Picture Matching Game
Create a Book



Learn Sequencing
Vote Handprint
Voting Songs
Read Along Story



Weekly Lesson Plan

WEEK 1: CIRCLE TIME

MONDAY	TUESDAY	WEDNESDAY	THURSDAY	FRIDAY
<p>Songs: Good Morning</p> <p>Where is (child's name)</p> <p>Days of the week</p> <p>Classroom Rules</p> <p>Story: "One Vote, Two Votes, I Vote, You Vote</p> <p>Song: Vote for Me</p>	<p>Songs: Good Morning</p> <p>Where is (child's name)</p> <p>Days of the week</p> <p>Classroom Rules</p> <p>Story: "Show Up and Vote"</p> <p>Song: Cast Your Vote & Drop It In</p>	<p>Songs: Good Morning</p> <p>Where is (child's name)</p> <p>Days of the week</p> <p>Classroom Rules</p> <p>Story: "One Vote, Two Votes, I Vote, You Vote</p> <p>Song: Vote for Me</p>	<p>Songs: Good Morning</p> <p>Where is (child's name)</p> <p>Days of the week</p> <p>Classroom Rules</p> <p>Story: "One Vote, Two Votes, I Vote, You Vote</p> <p>Song: Cast Your Vote & Drop It In</p>	<p>Songs: Good Morning</p> <p>Where is (child's name)</p> <p>Days of the week</p> <p>Classroom Rules</p> <p>Story: Allow the children to choose their favorite story of the week. Record it on the favorite story ballot sheet with the children.</p>



Weekly Lesson Plan

Week 1: Art & Dramatic Play

Art				
Monday	Tuesday	Wednesday	Thursday	Friday
Provide geometric shapes for the children to create buildings/houses.	Mixing colors of the flag to make a secondary color. Red + White = Pink	Create and decorate "Vote" signs to use in block play area. Precut rectangles, squares & popsicle sticks needed	Mixing colors of the flag to make a secondary color. Red + Blue = Purple	Color a "V" is for Vote picture.
Blocks/ Dramatic Play: Mock Voting Poll				
Add cars to block area for the children to pretend like they are driving to the poll	Add Kleenex boxes to the block area to use as ballot boxes.	Add people and Vote signs to the block area.	Add dress-up clothes to the block area for the children to get dressed to go vote.	Dress-up clothes Cars Signs Ballot Boxes



Weekly Lesson Plan

Week 1: Math & Library





Math/Manipulatives				
Monday	Tuesday	Wednesday	Thursday	Friday
<p>Playdough</p> <p>Cutters</p> <p>Puzzles</p>	<p>Memory Match Game</p> <p>Voting words vocabulary</p>	<p>Story Sequencing: "The Day My Mom Went to Vote"</p>	<p>Memory Match Game</p> <p>Voting words vocabulary</p>	<p>Story Sequencing: "The Day My Mom Went to Vote"</p>
Library				
<p>Add books about voting to your library</p> <p>Point out vocabulary words that are in the story.</p>	<p>Voting Books: One Vote, Two Votes, I Vote, You Vote;</p> <p>"Curious George Votes"</p>	<p>Voting Books: "Show Up and Vote"</p> <p>"Vote for Our Future"</p>	<p>Voting Books: One Vote, Two Votes, I Vote, You Vote;</p> <p>"Curious George Votes"</p>	<p>Voting Books: "Show Up and Vote"</p> <p>"Vote for Our Future"</p>



Weekly Lesson Plan

Week 2: Circle Time & Art

Circle Time				
Monday	Tuesday	Wednesday	Thursday	Friday
<p>Songs: Good Morning</p> <p>Where is (child's name)</p> <p>Days of the week</p> <p>Classroom Rules</p> <p>Story: "Vote For Our Future"</p> <p>Song: Here We Go To The Voting Poll</p>	<p>Songs: Good Morning</p> <p>Where is (child's name)</p> <p>Days of the week</p> <p>Classroom Rules</p> <p>Story: "Show Up and Vote"</p> <p>Song: People Voting</p>	<p>Songs: Good Morning</p> <p>Where is (child's name)</p> <p>Days of the week</p> <p>Classroom Rules</p> <p>Story: "Vote For Our Future"</p> <p>Song: Here We Go To The Voting Poll</p>	<p>Songs: Good Morning</p> <p>Where is (child's name)</p> <p>Days of the week</p> <p>Classroom Rules</p> <p>Story: "One Vote, Two Votes, I Vote, You Vote"</p> <p>Song: Cast Your Vote & Drop It In</p>	<p>Songs: Good Morning</p> <p>Where is (child's name)</p> <p>Days of the week</p> <p>Classroom Rules</p> <p>Story: Allow the children to choose their favorite story of the week. Record it on the favorite story ballot sheet with the children.</p>

Art				
<p>Cut red and white strips, a blue square to make flag pictures. Let children dip finger in white paint to use as stars.</p>	<p>Trace and color the letter "V"</p> 	<p>Trace and color the letter "C"</p> 	<p>Trace and color the letter "B"</p> 	<p>The children will create a family voting day picture. Each child will dictate their picture story to the teacher.</p> 

Weekly Lesson Plan

Week 2: Dramatic Play & Music/Movement

Dramatic Play: Mock Voting				
Monday	Tuesday	Wednesday	Thursday	Friday
Home Living: The children will dress up to go vote.	Add voting pictures to the Home Living area.	The teacher will engage in play with the children asking them about the pictures, colors etc.	The teacher will engage in play with the children asking them about the pictures, colors etc.	Dress-up clothes Voting pictures
Music & Movement				
Music: Voting songs. The children will parade around the room using instruments.	The children parade around the room with red, white, and blue streamers singing voting songs.	Music: Voting songs. The children will parade around the room using instruments.	The children parade around the room with red, white, and blue streamers singing voting songs.	Voting Songs March



Weekly Lesson Plan

Week 2: Library

Library				
Monday	Tuesday	Wednesday	Thursday	Friday
The children can practice tracing their names on their voter registration card.	Trace the voting vocabulary letters of the week: A, B, C, V for America, Ballot, Candidate, Vote	Practice writing Activity: The children will write their name on a strip that will be used as their voter registration card.	The children will draw a picture about their family's voting day and dictate the story to the teacher to write the captions.	The children will cast their vote for their favorite voting song.



Weekly Lesson Plan

WEEK 3: CIRCLE TIME

MONDAY	TUESDAY	WEDNESDAY	THURSDAY	FRIDAY
<p>Songs: Good Morning</p> <p>Where is (child's name)</p> <p>Days of the week</p> <p>Classroom Rules</p> <p>Story: "The Day My Mom Went To Vote"</p> <p>Song: If you're going to vote today clap your hands.</p>	<p>Songs: Good Morning</p> <p>Where is (child's name)</p> <p>Days of the week</p> <p>Classroom Rules</p> <p>Story: "Show Up and Vote"</p> <p>Song: November 5th is Election Day</p>	<p>Songs: Good Morning</p> <p>Where is (child's name)</p> <p>Days of the week</p> <p>Classroom Rules</p> <p>Story: "The Day My Mom Went To Vote"</p> <p>Song: : If you're going to vote today clap your hands.</p>	<p>Songs: Good Morning</p> <p>Where is (child's name)</p> <p>Days of the week</p> <p>Classroom Rules</p> <p>Story: "Show Up and Vote"</p> <p>Song: November 5th is Election Day</p>	<p>Songs: Good Morning</p> <p>Where is (child's name)</p> <p>Days of the week</p> <p>Classroom Rules</p> <p>Story: Allow the children to choose their favorite story of the week. Record it on the favorite story ballot sheet with the children.</p>



Weekly Lesson Plan

Week 3: Art & Music/Movement

Art				
Monday	Tuesday	Wednesday	Thursday	Friday
Handprint Card for Mom	Glue voting poem for Mom in the center of the handprint.	Handprint Card for Mom	Glue voting poem for Mom in the center of the handprint.	Color a "V is for vote" picture
Music & Movement				
The children will parade around the room using instruments and singing voting songs.	The children will parade around the room with red, white, and blue streamers singing voting songs.	The children will parade around the room using instruments and singing voting songs.	The children will parade around the room with red, white, and blue streamers singing voting songs.	Children's Choice



Weekly Lesson Plan

Week 3: Math/Manipulatives & Library

Math/Manipulatives				
Monday	Tuesday	Wednesday	Thursday	Friday
Playdough Cutters Puzzles	Memory Match Game: Voting pictures	Story Sequencing: “The Day My Mom Went to Vote”	Memory Match Game: Voting pictures	Story Sequencing: “The Day My Mom Went to Vote”
Library				
Add books about voting to the library. Point out vocabulary words that are in the story.	Voting Books: One Vote, Two Votes, I Vote, You Vote “Curious George Votes” “The Day My Mom Went to Vote”	Voting Books: “Show Up and Vote” “Vote for Our Future” “The Day My Mom Went to Vote”	Voting Books: One Vote, Two Votes, I Vote, You Vote “Curious George Votes” “The Day My Mom Went to Vote”	Voting Books: “Show Up and Vote” “Vote for Our Future” “The Day My Mom Went to Vote” One Vote, Two Votes, I Vote, You Vote “Curious George Votes”



Weekly Lesson Plan

WEEK 4: CIRCLE TIME

MONDAY	TUESDAY	WEDNESDAY	THURSDAY	FRIDAY
<p>Songs: Good Morning</p> <p>Where is (child's name)</p> <p>Days of the week</p> <p>Classroom Rules</p> <p>Story: "The Day My Mom Went To Vote"</p> <p>Song: If you're going to vote today clap your hands.</p>	<p>Songs: Good Morning</p> <p>Where is (child's name)</p> <p>Days of the week</p> <p>Classroom Rules</p> <p>Story: "Show Up and Vote"</p> <p>Song: November 5th is Election Day</p>	<p>Songs: Good Morning</p> <p>Where is (child's name)</p> <p>Days of the week</p> <p>Classroom Rules</p> <p>Story: "The Day My Mom Went To Vote"</p> <p>Song: : If you're going to vote today clap your hands.</p>	<p>Songs: Good Morning</p> <p>Where is (child's name)</p> <p>Days of the week</p> <p>Classroom Rules</p> <p>Story: "Show Up and Vote"</p> <p>Song: November 5th is Election Day</p>	<p>Songs: Good Morning</p> <p>Where is (child's name)</p> <p>Days of the week</p> <p>Classroom Rules</p> <p>Story: Allow the children to choose their favorite story of the week. Record it on the favorite story ballot sheet with the children.</p>



Weekly Lesson Plan

Week 4: Parental Engagement & Music/Movement

Parental Engagement				
Monday	Tuesday	Wednesday	Thursday	Friday
Provide parent with their child's handprint poem.	The children will draw a Voting picture.	Send parents an invitation to a voter education parent meeting for Nov. 4th prior to election.	Parent & Child's Mock Election: Mom & child will vote on their favorite voting song at the parent meeting and drop it in the ballot box.	Host a parent voter education meeting on November 4th.
Music & Movement				
Music: The children will parade around the room using instruments and sing voting songs.	The will children parade around the room with red, white, and blue streamers singing voting songs.	Music: The children will parade around the room using instruments and singing voting songs.	The children will parade around the room with red, white, and blue streamers singing voting songs.	Voting Songs March



Weekly Lesson Plan

Week 4: Math/Manipulatives & Library

Math/Manipulatives				
Monday	Tuesday	Wednesday	Thursday	Friday
Playdough Cutters Puzzles	Memory Match Game: Voting pictures	Story Sequencing: "The Day My Mom Went to Vote"	Memory Match Game: Voting pictures	Story Sequencing" "The Day My Mom Went to Vote"
Library				
	Voting Book: "The Day My Mom Went to Vote"	Voting Books: "Show Up and Vote" "The Day My Mom Went to Vote"	Voting Books: One Vote, Two Votes, I Vote, You Vote "Curious George votes"	Voting Books: "Show Up and Vote" "Vote for Our Future" "The Day My Mom Went to Vote"



Voting Vocabulary Word Matching Game

Cut these words out for a fun and interactive game

Vote

Vote

Flag

Flag

President

President

Congress

Congress

Election

Election



Voting Picture Memory Matching Game

Cut these pictures out for a fun and interactive game




**YOUR VOTE
HAS POWER**

**YOUR VOTE
HAS POWER**

*your vote
matters*


*your vote
matters*



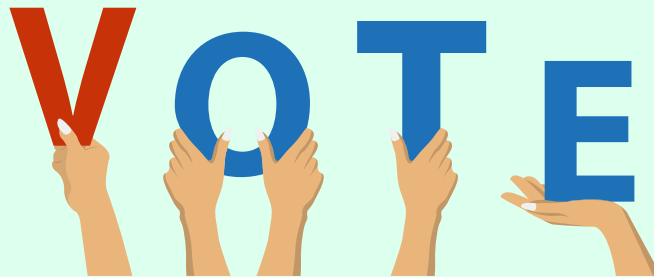
Voting Picture Memory Matching Game


Cut these pictures out for a fun and interactive game





“The Day My Mom Went To Vote”





“The Day My Mom Went to Vote” Create A Book



*Voting, Voting, in the air,
Voting, Voting everywhere.
People running all around,
Wearing smiles and even frowns.*

*The doors are open, the doors are wide.
The people walked quickly
in a line inside.
The worker asked softly, “Who are you?”
My mom gave them her ID, and they let her through.*

*Long names and short names,
were all printed on a sheet.
The man at the table told my mom,
“You may go to a voting booth.”*

*After my mom voted,
she dropped the ballot in a box,
And the woman at the table,
stuck an “I Voted” sticker on her top.*


*My mom walked out with a smile on her face.
She knew her vote would be counted,
no matter who wins the race.*

*My Vote, Your Vote,
We're all in this together,
So, don't forget to cast your vote,
In the November 5th election.*



“The Day My Mom Went to Vote”

Sequence Cards



back cover

The Day My Mom Went to Vote

cover

Voting, Voting, in the air,
Voting, Voting everywhere.
People running all around,
Wearing smiles and even frowns.

2

The doors are open,
the doors are wide,
The people walked quickly,
In a line inside.
The worker asked softly,
“Who are you?”
My mommy gave them a card,
they let her through.

1



“The Day My Mom Went to Vote”

Sequence Cards

**Long names and short names
were all printed on a sheet.
The man at the table told my
mom, “You may go to a voting
booth.”**

3

**After my mom voted,
She dropped the ballot in a box,
And the woman at the table stuck
an “I Voted” sticker on her top.**

4



**My mom walked out with a smile
on her face.
She knew that her vote counted,
no matter who wins the race.**

5

**My Vote, Your Vote,
We're all in this together,
So, don't forget to cast your vote,
In the November 5th election.**

6



“The Day My Mom Went to Vote” Reading Graph

Use the sequence cards to create a booklet for each child to give to their mom for bedtime reading. Use this graph to record the number of times each mom read the story to their child.

This activity will encourage parents to talk to their child about their plans to go vote. Children can recall the order of events in the story.

Date	Story Highlights



Vote Handprint

The handprint can be used as a card given to the parent by their child to urge them to vote.

The children can draw a picture for mom on the inside of the card.

The poem on the card gives teachers an opportunity to share with parents the connection between their vote and the care they're able to obtain for their children.

Dear Mom,

*I'm giving you my handprint,
Because I am so small,
To remind you to go "vote for me"
on Election Day this fall.*

*Your vote is very important,
And it counts in so many ways,
But most of all it helps you pay
For my meals and care each day.*



Vote Songs



People Voting

With the Tune: Are You Sleeping?

People Voting, People Voting,
All Day Long, All Day Long,
Mothers are Voting, Fathers are Voting
All Day Long, All Day Long.

If You're Going to Vote Today

With the Tune: If You're Happy and You Know It Clap Your Hands

If You're Going to Vote Today Clap Your Hands
If You're Going to Vote Today Clap Your Hands
If You're Going to Vote Today
Clap Your Hands and Say Hooray,
If You're Going to Vote Today Clap Your Hands.

November 5th Is Election Day

With the Tune: London Bridge Is Falling Down

November 5th Is Election Day, Election Day, Election Day
November 5th Is Election Day, so Let's Get Ready.
Don't Forget Your Voter ID, Voter ID, Voter ID
Don't Forget Your Voter ID, so Let's Get Ready.

Vote For Me

With the Tune: Are You Sleeping

Vote for me, Vote for me,
Mother Please, Mother Please.
Don't Forget to Vote, Don't Forget To Vote,
Mother Please, Mother Please.



Vote Songs



Cast Your Vote

With the Tune: London Bridge Is Falling Down

Cast Your Vote and Drop it In,
Drop it In, Drop it In,
Cast Your Vote and Drop it In,
Your Voice Has Just Been Heard.

Here We Go To The Voting Poll

With the Tune: Here We Go Round The Mulberry Bush



Here We Go To The Voting Poll,
Voting, Voting Poll,
Here We Go To The Voting Poll,
So Early In The Morning.

Get Out And Vote For The Best Plan

With the Tune: Reach Out And Touch Somebody's Hand

Get Out And Vote For The Best Plan,
Make This World A Better Place, If You Can.
Get Out And Vote For The Best Plan
Make This World A Better Place, If You Can.





V is for vote

*Lesson Plan for the
preschool classroom*

*is brought to you by
Mississippi Low Income Child Care Initiative*

*Developed by
Jearlean Osborne, Child Care Organizer*

*Designed by
Zakiya Summers, Communications Director*

*For more information:
www.mschildcare.org | (228) 669-4827
Facebook @theMLICCI
Instagram @mslowincomechildcare*

